

**The attached data was provided by
the Alabama Department of Revenue.**

**The numbers have been put into a chart but have
not had any other analysis applied to them.**

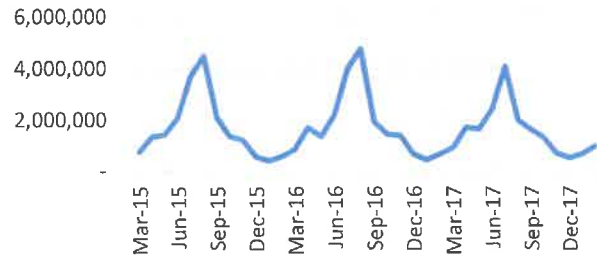
**This is raw data, as we are provided it to show
general trends in collections by county**

**Tourism Board Meeting
19-Jun-18**

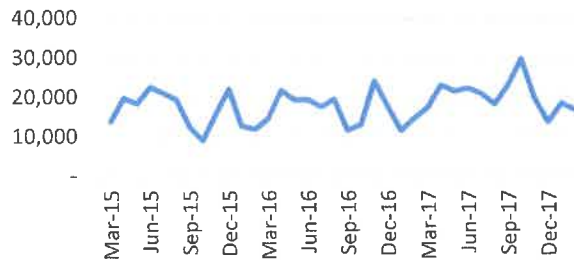
Autauga



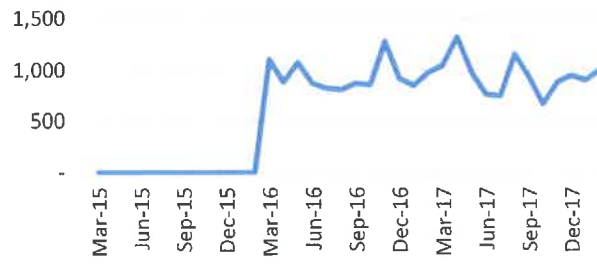
Baldwin



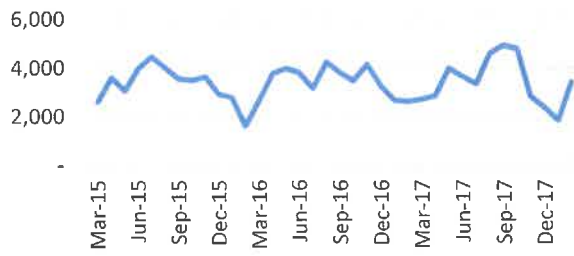
Barbour



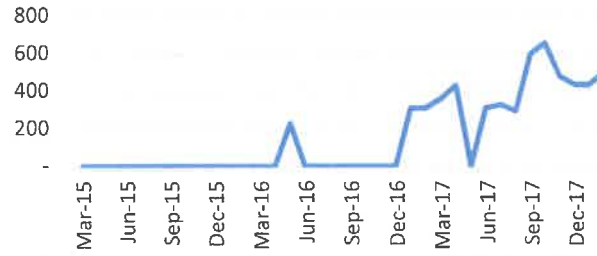
Bibb



Blount



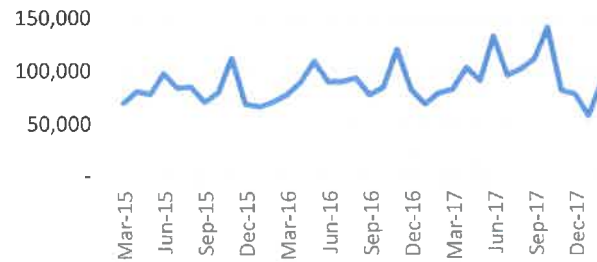
Bullock



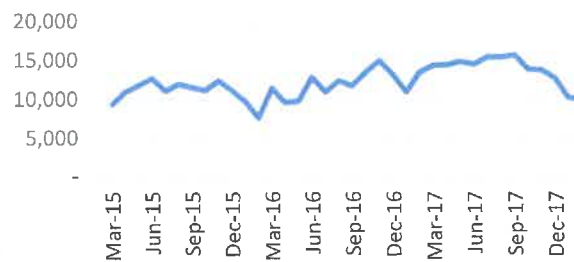
Butler



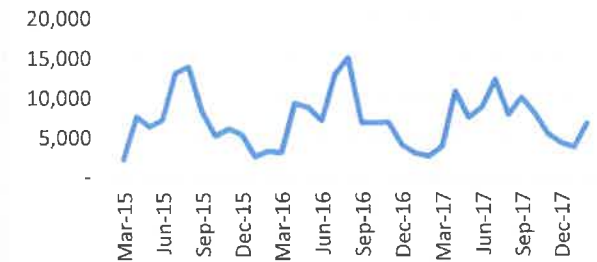
Calhoun



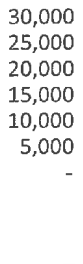
Chambers



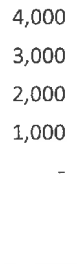
Cherokee



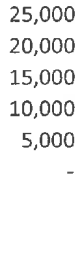
Chilton



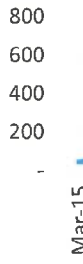
Choctaw



Clarke



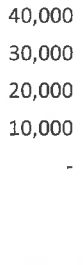
Clay



Cleburne



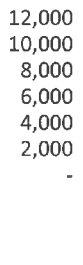
Coffee



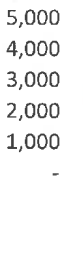
Colbert



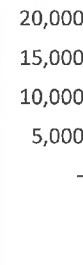
Conecuh



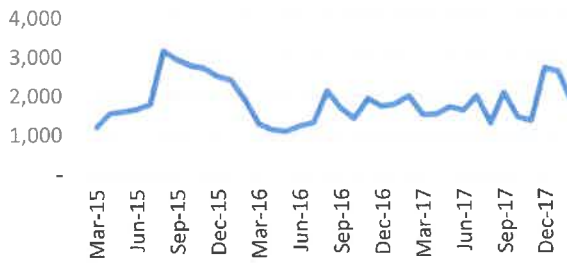
Coosa



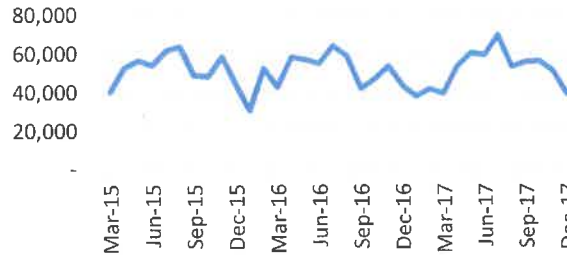
Covington



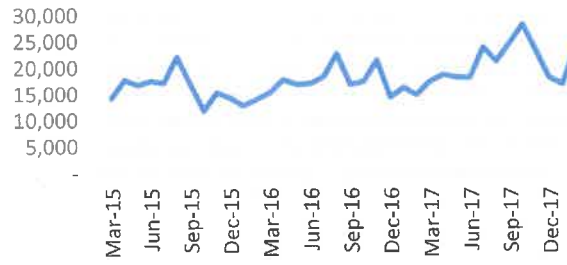
Crenshaw



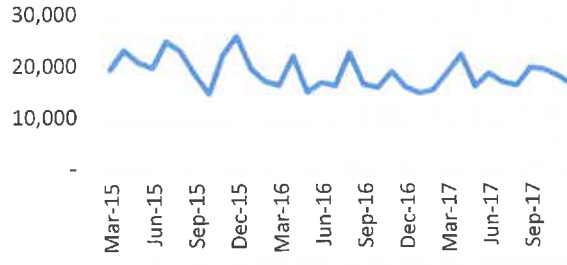
Cullman



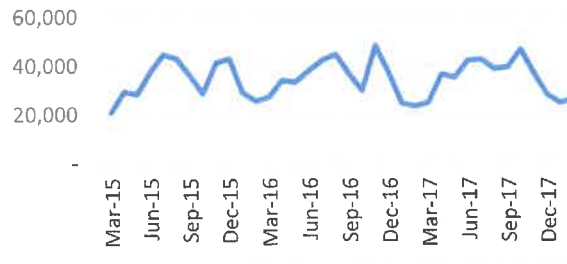
Dale



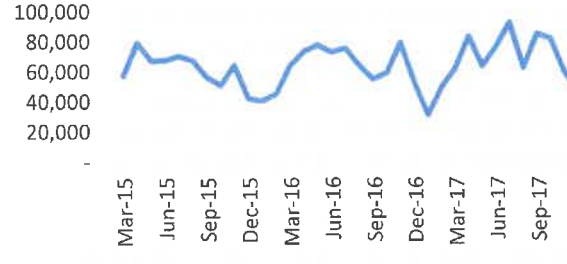
Dallas



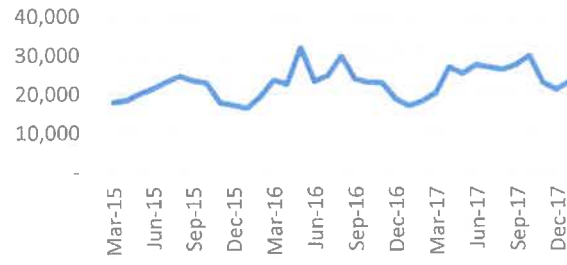
DeKalb



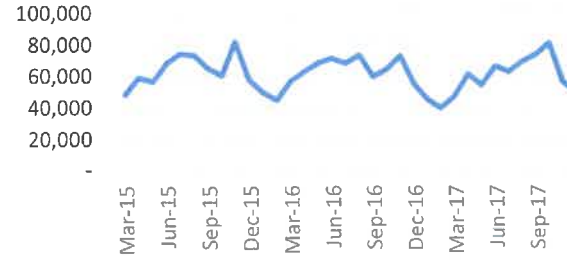
Elmore



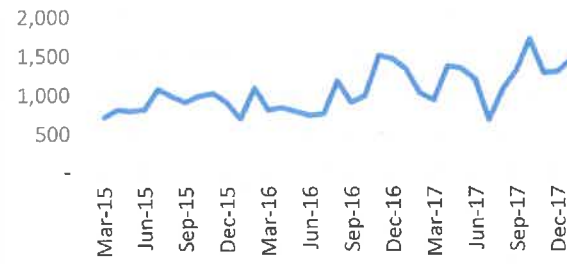
Escambia



Etowah



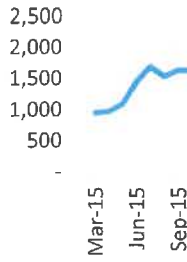
Fayette



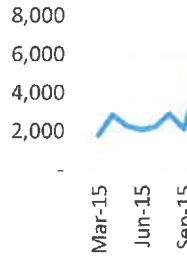
Franklin



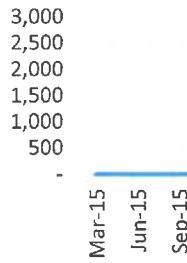
Geneva



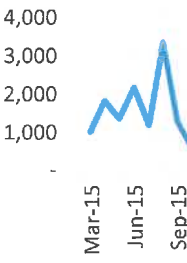
Greene



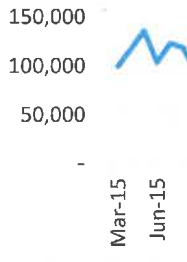
Hale



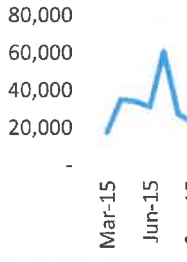
Henry



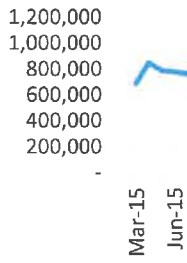
Houston



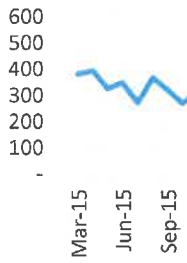
Jackson



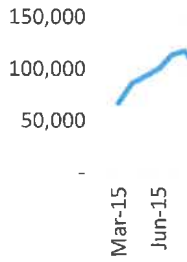
Jefferson



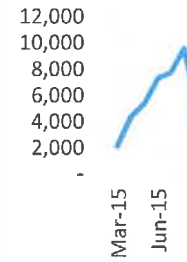
Lamar



Lauderdale



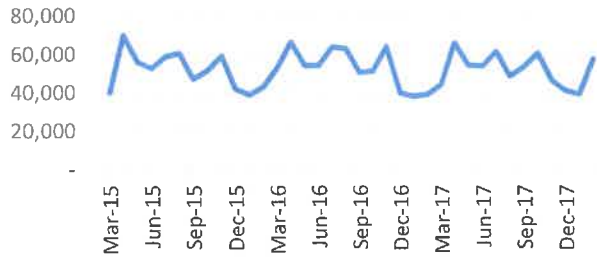
Lawrence



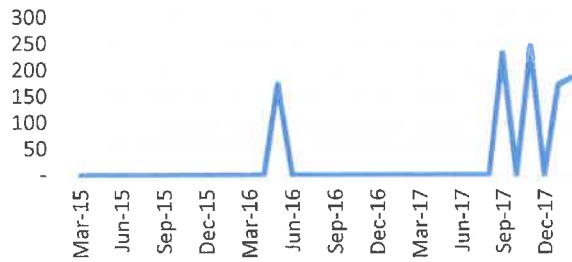
Lee



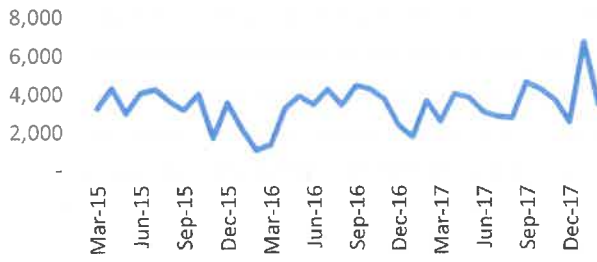
Limestone



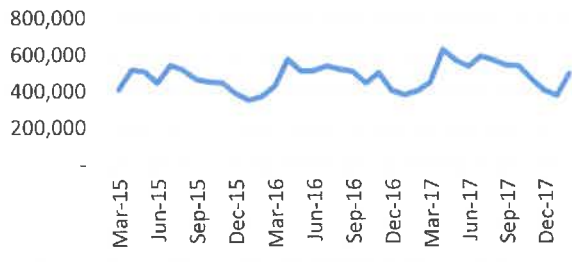
Lowndes



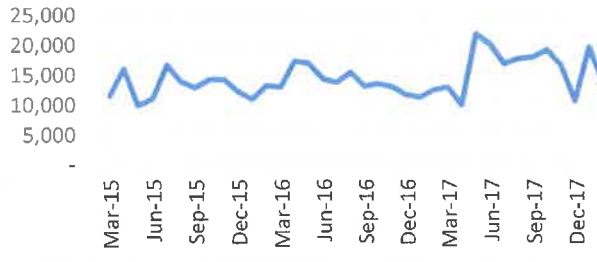
Macon



Madison



Marengo



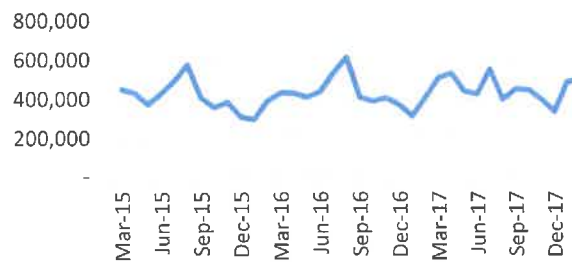
Marion



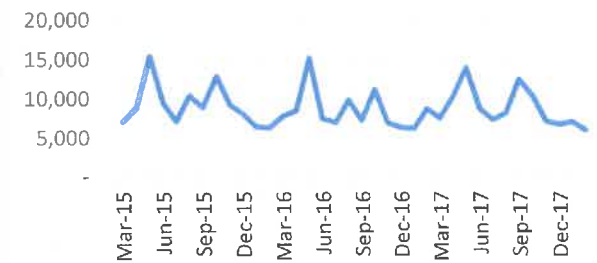
Marshall



Mobile



Monroe



Montgomery

400,000
300,000
200,000
100,000

Mar-15 Jun-15 Sep-15 Dec-15 Mar-16 Jun-16 Sep-16 Dec-16 Mar-17 Jun-17 Sep-17 Dec-17

Morgan

150,000
100,000
50,000

Mar-15 Jun-15 Sep-15 Dec-15 Mar-16 Jun-16 Sep-16 Dec-16 Mar-17 Jun-17 Sep-17 Dec-17

Perry

8,000
6,000
4,000
2,000

Mar-15 Jun-15 Sep-15 Dec-15 Mar-16 Jun-16 Sep-16 Dec-16 Mar-17 Jun-17 Sep-17 Dec-17

Pickens

2,000
1,500
1,000
500

Mar-15 Jun-15 Sep-15 Dec-15 Mar-16 Jun-16 Sep-16 Dec-16 Mar-17 Jun-17 Sep-17 Dec-17

Pike

40,000
30,000
20,000
10,000

Mar-15 Jun-15 Sep-15 Dec-15 Mar-16 Jun-16 Sep-16 Dec-16 Mar-17 Jun-17 Sep-17 Dec-17

Randolph

4,000
3,000
2,000
1,000

Mar-15 Jun-15 Sep-15 Dec-15 Mar-16 Jun-16 Sep-16 Dec-16 Mar-17 Jun-17 Sep-17 Dec-17

Russell

50,000
40,000
30,000
20,000
10,000

Mar-15 Jun-15 Sep-15 Dec-15 Mar-16 Jun-16 Sep-16 Dec-16 Mar-17 Jun-17 Sep-17 Dec-17

Shelby

200,000
150,000
100,000
50,000

Mar-15 Jun-15 Sep-15 Dec-15 Mar-16 Jun-16 Sep-16 Dec-16 Mar-17 Jun-17 Sep-17 Dec-17

St. Clair

50,000
40,000
30,000
20,000
10,000

Mar-15 Jun-15 Sep-15 Dec-15 Mar-16 Jun-16 Sep-16 Dec-16 Mar-17 Jun-17 Sep-17 Dec-17

Sumter

20,000
15,000
10,000
5,000

Mar-15 Jun-15 Sep-15 Dec-15 Mar-16 Jun-16 Sep-16 Dec-16 Mar-17 Jun-17 Sep-17 Dec-17

Talladega

60,000
50,000
40,000
30,000
20,000
10,000

Mar-15 Jun-15 Sep-15 Dec-15 Mar-16 Jun-16 Sep-16 Dec-16 Mar-17 Jun-17 Sep-17 Dec-17

Tallapoosa

40,000
30,000
20,000
10,000

Mar-15 Jun-15 Sep-15 Dec-15 Mar-16 Jun-16 Sep-16 Dec-16 Mar-17 Jun-17 Sep-17 Dec-17

Tuscaloosa

40,000
30,000
20,000
10,000

Mar-15 Jun-15 Sep-15 Dec-15 Mar-16 Jun-16 Sep-16 Dec-16 Mar-17 Jun-17 Sep-17 Dec-17

Walker

40,000
30,000
20,000
10,000

Mar-15 Jun-15 Sep-15 Dec-15 Mar-16 Jun-16 Sep-16 Dec-16 Mar-17 Jun-17 Sep-17 Dec-17

Washington

1,000
800
600
400
200

Mar-15 Jun-15 Sep-15 Dec-15 Mar-16 Jun-16 Sep-16 Dec-16 Mar-17 Jun-17 Sep-17 Dec-17

Wilcox

5,000
4,000
3,000
2,000
1,000

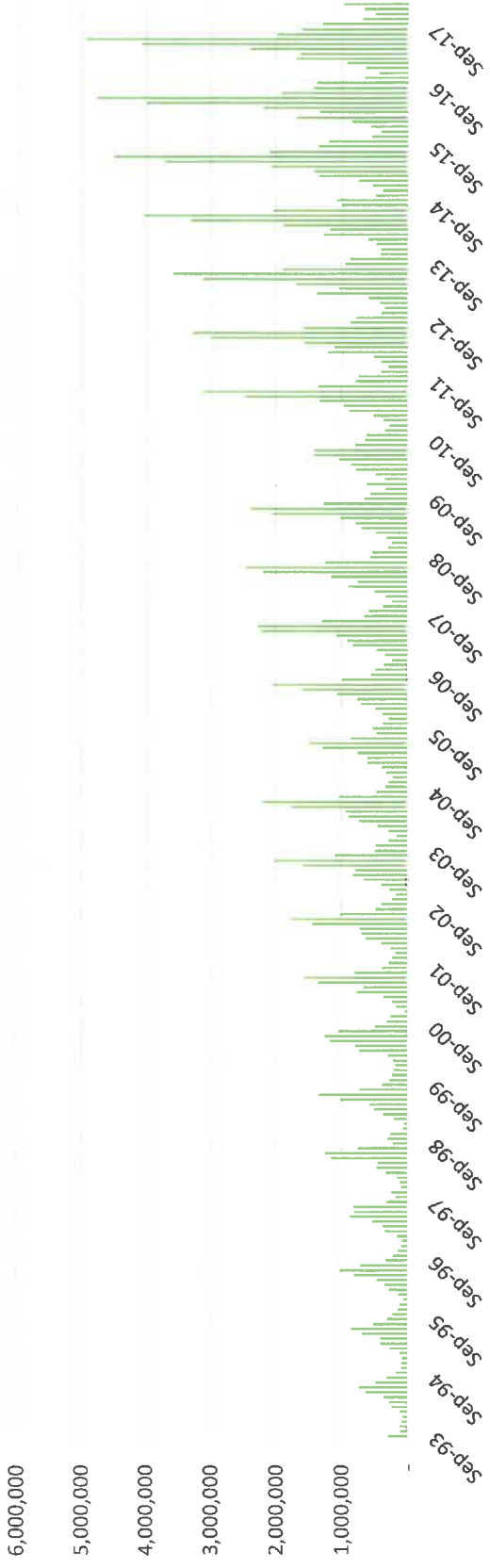
Mar-15 Jun-15 Sep-15 Dec-15 Mar-16 Jun-16 Sep-16 Dec-16 Mar-17 Jun-17 Sep-17 Dec-17

Winston

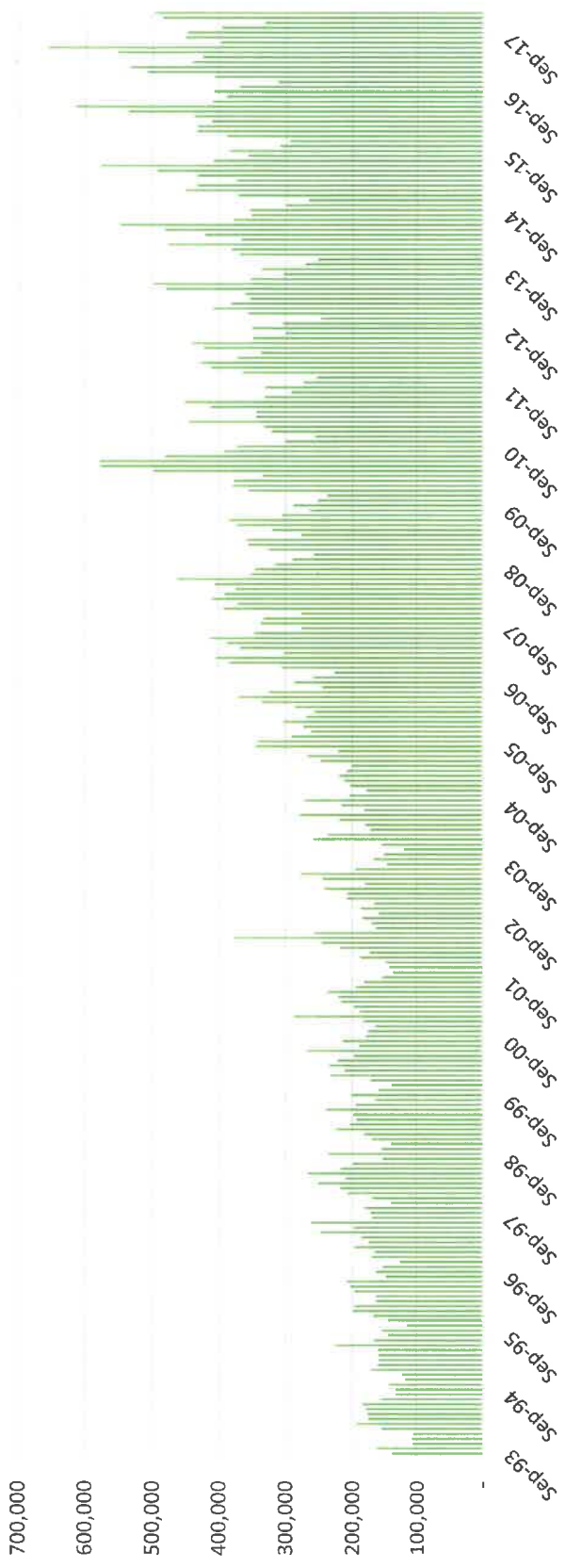
20,000
15,000
10,000
5,000

Mar-15 Jun-15 Sep-15 Dec-15 Mar-16 Jun-16 Sep-16 Dec-16 Mar-17 Jun-17 Sep-17 Dec-17

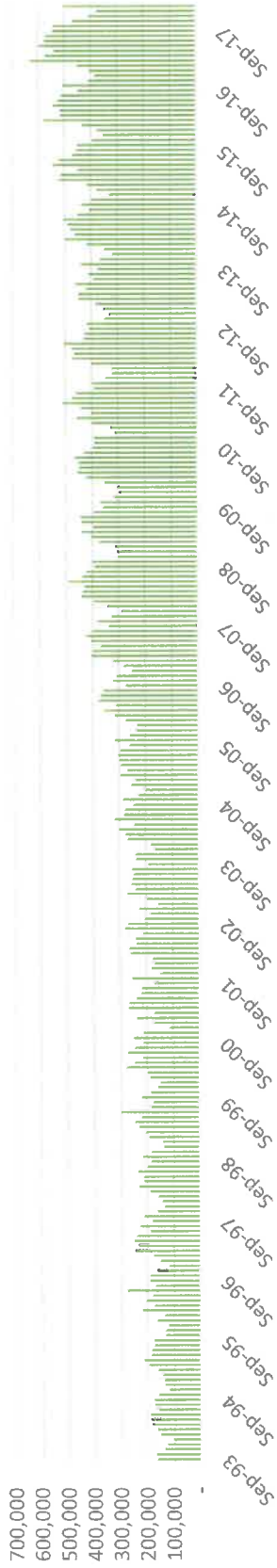
Baldwin County



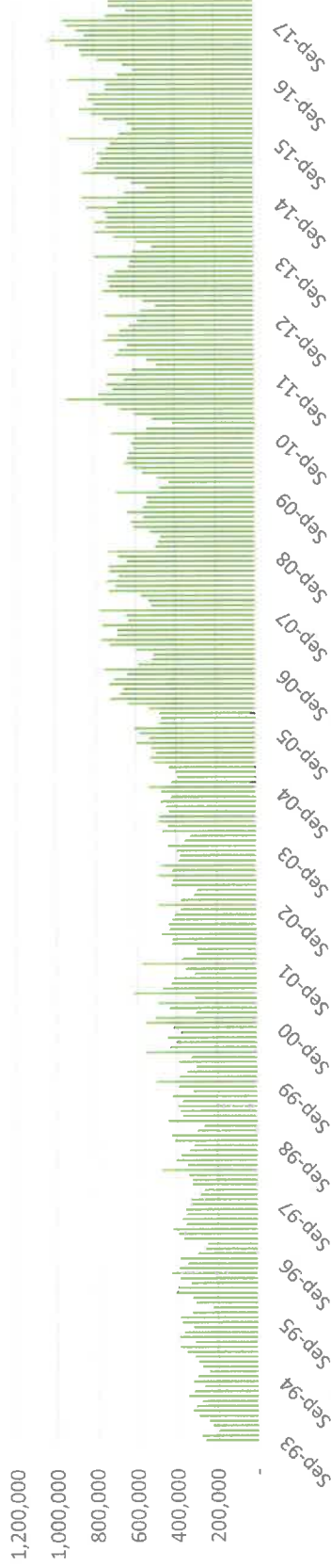
Mobile County



Madison County



Jefferson County



Montgomery County

